

BAS-X

eHF



Bas-X eHF is a foldable foundation style base from Leggett & Platt Consumer Products. It features head and foot articulation and is parcel carrier-friendly for convenient shipping. Bas-X eHF also includes a 12-button remote with programmable preset and memory positions and a large weight capacity – up to 850 lbs.

- Head and foot articulation
- Foldable foundation with less than a 1" profile
- Parcel carrier-friendly
- Wireless remote
- Bluetooth app controls for Apple and Android devices
- Height-adjustable legs
- 850 lb. weight capacity
- Two programmable presets and one memory position
- Remote flashlight and under-bed light
- One-touch flat button
- Sync cable included for split sizes

ADJUSTABLE BASE



GRAY UPHOLSTERY

SIZE	ITEM NO.
twin xl	4X0369
full	4X0373
queen	4X0370
single king	4X0371
single cal king	4X0372



head and foot



foldable foundation



850 lb lift capacity



flashlight



under-bed lighting

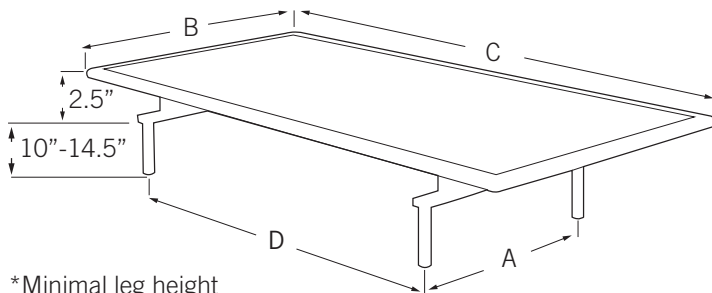
Leggett & Platt
CONSUMER PRODUCTS

Value without compromise™

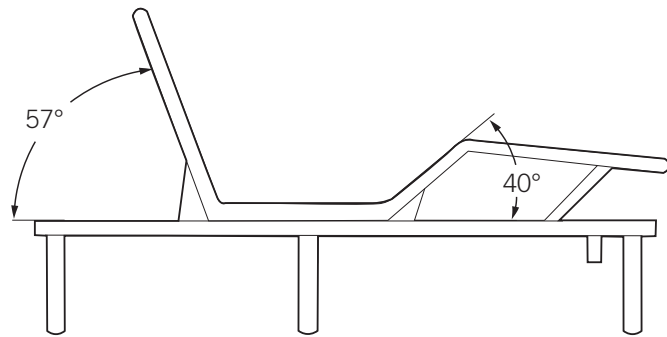
Bas-X EHF

Specifications

For warranty/support information,
call toll free: 800-888-3078



*Minimal leg height
requirement = 4"



*THE ILLUSTRATION PROVIDED MAY VARY FROM THE
PRODUCT PURCHASED. THIS DOCUMENT IS TO BE USED
AS A REFERENCE, ACCESSORIES SUCH AS HEADBOARD
BRACKETS, ADDITIONAL LEGS, AND CASTERS MAY BE
REQUESTED AT ADDITIONAL CHARGE.

ELECTRICAL SPECIFICATION AND CERTIFICATIONS

REMOTE CONTROL RADIO
FREQUENCY
2.4GHz

MAXIMUM DAILY USAGE

Duty Cycle: 10%.
2 min. / 18 min.

PACEMAKER WARNING

This product may produce a vibrating
sensation. It is possible that individuals
with heart assist pacemakers may
experience a sensation similar to
exercise. Consult physician for
complete information.

SIZE	A	B	C	D	WEIGHT
T80	24.8	38.0	78.9	60.4	96 lbs.
F74	40.2	53.3	73.4	60.4	118 lbs.
Q80	40.2	59.1	78.9	60.4	129 lbs.
K	55.9	76.1	78.9	60.4	161 lbs.
CK	55.9	72.2	82.8	60.4	161 lbs.

Dimensions : $\pm .25$

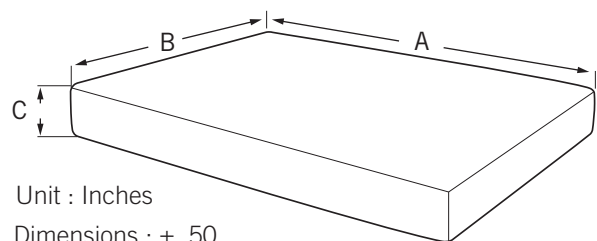
Unit : Inches

MAX WEIGHT

850 lbs (385.5KG)
evenly distributed across base
(includes mattress and all occupants)

PACKAGING / SHIPPING

PACKAGED DIMENSIONS AND WEIGHT



Unit : Inches

Dimensions : $\pm .50$

SIZE	A	B	C	WEIGHT	VOLUME
T80	41.1	41.9	7.1	103 lbs.	7.1 ft.
F74	56.5	39.2	7.1	127 lbs.	9.1 ft.
Q80	62.2	41.9	7.1	138 lbs.	10.7 ft.
K	78.9	41.9	7.1	172 lbs.	13.6 ft.
CK	75.0	43.9	7.1	172 lbs.	13.5 ft.

NOTE:

All packaged weight values ± 5 lb. (2.27 kg.)

SHIPPING PACKAGED PRODUCT
meets ISTA 3A and ISTA 6A Performance
Test for Individual Packaged Product
Weighing Up to 150 lb (68 kg.).

*DOES NOT APPLY TO K/CK